



Loading Bay Lift Platforms
Goods Lift Platforms
Lightwell Lift Platforms
Bin Lift Platforms
Custom Designs

www.loadingbaylift.com www.edmolift.co.uk

Better on every level

Gallery Literature

The Scissor Lift Platform Specialists



Since 1964



Goods In, Waste Out

Edmolift works with this well known British retailers across the UK to provide dock lift solutions for their stores. This 3000Kg scissor lift platform is typical of the loading dock lifts we provide to transport pallets, roll-cages and bins from yard to shop level

This lift has a raised height of 1400mm and a lifting capacity of 3000kg. The platform size is 3000mm deep x 2000mm wide. It is equipped with side barriers, interlocked gates, a tread plate platform surface and chainmail mesh skirts. It is controlled from the upper level.

This lift configuration is available with capacities to 10,000kg and raised heights to 3000mm.




Six Loading Bay Lifts for Shopping Mall

This is one of six loading dock lifts supplied to this large shopping centre in East London. Our client initially purchased two lifts, following their installation they ordered a further four identical units.

This lift has a raised height of 1200mm and a lifting capacity of 3000kg. The platform size is 2600mm deep x 1800mm wide. It is equipped with extended height side barriers, interlocked gates, a tread plate platform surface and chain-mail mesh skirts. It is controlled from the upper, platform and lower levels. An operator can ride on this platform.

This lift configuration is available with capacities to 10,000kg and raised heights to 3000mm.





Pit Free Lorry Loading

The Edmolift Multi-Dock is our floor standing, pit free, low profile loading bay lift. Each Multi-Dock incorporates operator safety zones that separates the user from the load. This lift is operated by a last mile home delivery service.

This lift has a raised height of 1600mm and a lifting capacity of 3000Kg. The platform size is 3000mm deep x 2000mm wide and has twin operator safety zones that extend the width to 4M. It is equipped with side barriers, interlocked gates, bridge plate and a tread plate platform surface. It is controlled from the platform. It is suitable for an operator to rise on the platform.

This lift configuration is available with capacities to 3000Kg and raised heights to 1600mm.

This lift has a raised height of 1600mm and a lifting capacity of 3000kg. The platform size is 2850mm deep x 1800mm wide. It is equipped with side barriers, interlocked gate, powered hydraulic bridge plate, a tread-plate platform surface and chainmail mesh skirts. It is controlled from the upper level and platform. Attended operation.

This lift configuration is available with capacities to 10,000kg and raised heights to 3000mm.

Cold Store Loading Bay

This meat processing plant uses an In-Dock Edmolift loading bay lift that is integrated with the loading bays insulated automatic doors.



This lift has a raised height of 1400mm and a lifting capacity of 2000kg. The platform size is 2350mm deep x 1500mm wide. It is equipped with side barriers, interlocked gates, a tread plate platform surface and chainmail mesh skirts. It is controlled from the upper level and platform. The complete lift is hot dipped galvanised.

This lift configuration is available with capacities to 10,000Kg and raised heights to 3000mm.

Coastal Protection

Located in an NHS hospital loading bay near the coast this lift has the benefit of a hot zinc galvanised finish to protect it from coastal corrosion caused by salt in the air. This images was taken three years after its installation and it's still as good as new!



This lift has a raised height of 1500mm and a lifting capacity of 2000Kg. The platform size is 2400mm wide x 1500mm deep. It is equipped with galvanised side barriers and interlocked gates, a tread plate platform surface and chainmail mesh skirts. It is controlled from the upper level.

This lift configuration is available with capacities to 10,000Kg and raised heights to 3000mm.



350 Bins Each Week, 700 Movements

It's all in a weeks work for this Edmolift split level goods lift, 700 movements transporting 350 x 1100Ltr Euro bins. Three bins can be transported with ease and in complete safety. This lift has interlocked upper and travelling galvanised clad gates.

NOISE TO A MINIMUM
DURING DELIVERY

FIT PROOF FOR BRIBET
LIFT STORED IN BRIBET
LIFT MOTOR ROOM.

C.C.T.V.

MAX LOAD 2000 KG
MAX LIFT HEIGHT 1600MM
ONLY ATTENDED AND POWERED PLATFORM
SHALL BE USED FOR THIS LIFT

MAX LOAD 2000 KG
MAX LIFT HEIGHT 1600MM
ONLY ATTENDED AND POWERED PLATFORM
SHALL BE USED FOR THIS LIFT

This lift has a raised height of 1600mm and a lifting capacity of 2000Kg. The platform size is 2800mm deep x 1500mm wide. It is equipped with side barriers, upper level goal post, powered hydraulic bridge plate, a tread plate platform surface and chainmail mesh skirts. It is controlled from the upper level, lower level and platform with attended operation.

This lift configuration is available with capacities to 10,000Kg and raised heights to 1600mm.



Town Hall Loading Bay

Goal post barrier, buffer posts, mesh skirts, tread plate, interlocked bridge plate, twin control stations, clad barriers. This lift is fully loaded!





Multi Property Manufacturing Site

This client builds components for Airbus which need to be moved between buildings. This Edmolift Multi-Dock transports the parts between yard level and factory level. No need for a pit.



This lift has a raised height of 1600mm and a lifting capacity of 2000Kg. The platform size is 2400mm deep x 1800mm wide. It is equipped with side barriers, locking bridge plate/ramp, a tread plate platform surface and bellow skirts. It is controlled from the platform. The lowered height is just 190mm.

This lift configuration is available with capacities to 2000Kg and raised heights to 1600mm.

Unico 3000 Pit Free Dock Lift


May we introduce our Unico 3000 dock lift, a modern, innovative solution for goods movement from yard, dock and vehicle. 3000Kg capacity, 1600mm raised height, 190mm lowered height. Includes a vast range of bridge plate, ramp, barrier and platform choices and configurations.

This lift has a raised height of 1200mm and a lifting capacity of 2000Kg. The platform size is 2100mm deep x 1700mm wide. It is equipped with side barriers, interlocked gates, a tread plate platform surface and chainmail mesh skirts. It is controlled from the upper level.

This lift configuration is available with capacities to 10,000Kg and raised heights to 3000mm.

Premium Express Store

This well known retailer at motorway service stations operates its stores 24/7/365, it is essential that each loading bay lift is exceptionally reliable to keep up with constant deliveries and waste removal. Edmolift was chosen for its reliability, three year warranty and on-demand support.






London Office Tower Loading Bay/Goods Lift

This fully enclosed lift transports large items of equipment such as transformers and generators as well as office equipment and supplies. The lift is located in the basement loading bay of this 24 storey tower.

This lift has a raised height of 1200mm and a lifting capacity of 3000Kg. The platform size is 3000mm deep x 2000mm wide. It is equipped with complete enclosure, drop down barrier arms with stop/go switches, a tread plate platform surface. It is controlled from the upper level, lower level and platform.

This lift configuration is available with capacities to 10,000Kg and raised heights to 6000mm.

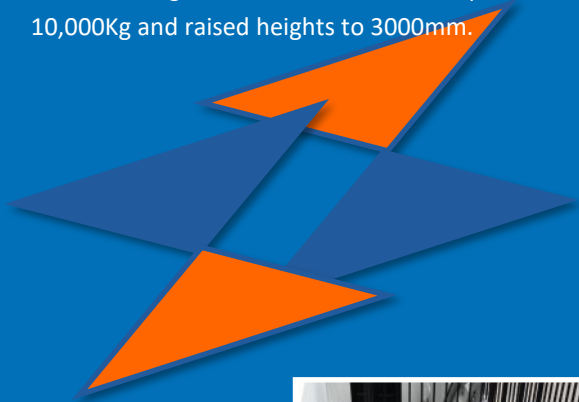


Renovated Apartments Lightwell Lift

Situated in central London, this townhouse has been modernised and remodelled into 14 separate dwellings. The bin store is located in the basement and access is provided by this super discreet Edmolift TTD3000 lightwell platform lift.

This lift has a raised height of 2800mm and a lifting capacity of 1000Kg. The platform size is 2350mm deep x 1400mm wide. It is equipped with side barriers, interlocked gates to match street level balustrades, stone to platform tray surface and chainmail mesh skirts. It is controlled from the lower level.

This lift configuration is available with capacities to 10,000Kg and raised heights to 3000mm.



This lift has a raised height of 3000mm and a lifting capacity of 2000Kg. The platform size is 2500mm deep x 2000mm wide. It is equipped with side barriers, interlocked gates, a stone surface platform and chainmail bellow skirts. It is controlled from the lower and upper level.

This lift configuration is available with capacities to 10,000Kg and raised heights to 3000mm.



Grade 1 Heritage Site Lightwell Bin Lift

When not in use this lightwell bin lift lowers out of sight, you would never know it was there. The upper level balustrade gate is a perfect replica of existing historic barriers including the cast finials. Two 1100Ltr Euro bins can be lifted together from the lightwell bin store.





Data-Centre Access Floor Lift

Data-Centres have become important business for Edmolift. We provide platform lifts to raise heavy loads onto the access floors. This includes server racks, battery racks and transformers. This low profile lift has a 3000Kg capacity.

This lift has a raised height of 600mm and a lifting capacity of 3000Kg. The platform size is 3000mm deep x 1200mm wide plus twin operator safety zones. It is equipped with side barriers, drop down barriers arms and goal post. Includes a ramp to bridge the 80mm lowered height.

This lift configuration is available with capacities to 3000Kg and raised heights to 1600mm.



Emergency Evacuation

In the event of an emergency patients in this small private hospital can be evacuated using this lightwell basement lift which has battery back-up and can provide 50 complete lift and lower cycles.

This lift has a raised height of 2800mm and a lifting capacity of 1000Kg. The platform size is 1800mm deep x 1400mm wide. It is equipped with side barriers, interlocked gates, a tread plate platform surface and chainmail mesh skirts. It is controlled from the upper level.

This lift configuration is available with capacities to 10,000Kg and raised heights to 3000mm.





This lift has a raised height of 1400mm and a lifting capacity of 1000Kg. The platform size is 1400mm deep x 800mm wide. It is equipped with side barriers, interlocked gates, a tread plate platform surface and chainmail mesh skirts. It is controlled from the upper level.

This lift configuration is available with capacities to 10,000Kg and raised heights to 3000mm.

Pizza Express Delivery

This narrow space required goods lift and pedestrian access, we worked with the architect to provide a compact lift that allows both. Roll cages of pizza ingredients travel on the lift whilst pedestrians use the steps.





One Lift

Three Platform Configurations

1. Through Car
2. Adjacent Left
3. Adjacent Right



This lift has a raised height of 600mm and a lifting capacity of 1000Kg. The platform size is 1450mm deep x 1100mm wide. It is equipped with side barriers, locking drawbridge ramp, a grip platform surface and bellow skirts. It is controlled from the upper level.

This lift configuration is available with capacities to 2000Kg and raised heights to 1050mm.

McLift Delivers

Nicknamed “The McLift”, this lift platform was developed for a fast-food chain but has quickly been adopted by many clients as a super versatile low rise goods lift for a host of applications. The platform barrier system can easily be rotated so you can position the ramp/gate and upper level barrier on any side. Quick to install and floor standing. This lift is generally held in stock.



The Art of Elevation

Special dispensation was gained for this complex art gallery installation. A specialist team use this lift to transport large works of art including statues into the basement space. When not in use the handrails are removed to provide a clear exhibition area.

This lift has a raised height of 3500mm and a lifting capacity of 1500Kg. The platform size is 2500mm deep x 1400mm wide. It is equipped with side barriers, interlocked gates, a tiled platform surface and chainmail mesh skirts. It is controlled from the upper level.

This lift configuration is available with capacities to 10,000Kg and raised heights to 6000mm.



This lift has a raised height of 2200mm and a lifting capacity of 1500Kg. The platform size is 2500mm deep x 1400mm wide. It is equipped with side barriers, interlocked gates, a stone slab platform surface and bellow skirts. It is controlled from the lower level. The upper gate has been designed to match existing balustrades.

This lift configuration is available with capacities to 10,000Kg and raised heights to 3000mm.

Bikes & Bins

Hidden bike and bin storage is increasingly important in city centre locations. In this heritage property an Edmolift model TSD1500 is used to transport these items from street level to basement storage within the building. The lift has been designed to compliment the property perfectly.




Car Dealership

Edmolift work extensively with retailers of all types. This prestige car dealership required a compact lift to transport car parts between two levels. The area was extremely confined so a modular enclosure design was used.

This lift has a raised height of 2400mm and a lifting capacity of 1000Kg. The platform size is 1600mm deep x 1200mm wide. It is equipped with side barriers, interlocked gates, a tread plate platform surface and mesh enclosure. It is controlled from the upper and lower level.

This lift configuration is available with capacities to 10,000Kg and raised heights to 3000mm.



MAX LOAD 1,000 KGS
EVENLY DISTRIBUTED
GOODS ONLY
PASSENGERS ARE NOT PERMITTED
TO RIDE ON THE LIFT PLATFORM
NO UNBALANCED LOADS




This lift has a raised height of 1600mm and a lifting capacity of 1500Kg. The platform size is 1650mm deep x 1100mm wide. It is equipped with side barriers, interlocked gates, a tread plate platform surface and bellow skirts. It is controlled from the upper and lower level.

This lift configuration is available with capacities to 10,000Kg and raised heights to 3000mm.

New Office Development

The perforated sheet steel clad goods lift is used by all staff members at this smart new office development in Richmond. It is in regular use to transport waste bins and trolleys to carry all manner of goods including office and catering supplies. Upper and travelling gates are interlocked.




This lift has a raised height of 3200mm and a lifting capacity of 600kg. The platform size is 1200mm deep x 1200mm wide. It is equipped with full shaft, interlocked gates and tread plate platform surface. It is controlled from the upper level.

This lift configuration is available with capacities to 1000kg and raised heights to 8000mm.

Self Supporting Shaft Goods Lift

A brilliant Edmolift solution for transporting goods between 2 to 6 floors. The shaft supports the full load, no need for a supporting wall. The whole system is modular so installation is quick and easy, no building works required. We offer a huge choice of options and door types.





Lightwell Bridging Lift

This lift does it all! Bridge access to ground floor over the lightwell, kitchen access to basement and through access along the lightwell.

This lift has a raised height of 3000mm and a lifting capacity of 3100kg. The platform size is 2500mm deep x 1800mm wide. It is equipped with side barriers, interlocked gates, a concrete platform surface and chainmail mesh skirts. It is controlled from the upper level.

This lift configuration is available with capacities to 10,000kg and raised heights to 3000mm.




Hotel Goods Access

The lift has a lowered height of just 100mm and is fitted with a shallow ramp to give easy access for trolleys and roll-cages, it has a 1500Kg capacity. We have worked with this national hotel chain for over a decade.

This lift has a raised height of 800mm and a lifting capacity of 1500kg. The platform size is 1700mm deep x 1200mm wide. It is equipped with side barriers, interlocked gates, a tread plate platform surface and bellow skirts. It is controlled from the upper and lower level. It is floor standing with a shallow ramp.

This lift configuration is available with capacities to 2000Kg and raised heights to 1050mm.






This lift has a raised height of 2500mm and a lifting capacity of 600kg. The platform size is 600mm deep x 600mm wide. It is equipped with side barriers, a tread plate platform surface and guides. It is controlled from the upper level.

This lift configuration is available with capacities to 600kg and raised heights to 3000mm.

Now You See It, Now You Don't!

The most discreet method of moving bins from basement storage to street level. Or, top floor to roof top. This up-market restaurant had to transport bins via the entrance to the establishment - Edmolift had the solution and the results speak for themselves. 3,2,1 and it's gone!






This lift has a raised height of 1400mm and a lifting capacity of 3000kg. The platform size is 3000mm deep x 2000mm wide. It is equipped with side barriers, interlocked gates, a tread plate platform surface and chainmail mesh skirts. It is controlled from the upper level.

This lift configuration is available with capacities to 10,000Kg and raised heights to 3000mm.

University Bin Lifts

The ground floor of this purpose built property houses a huge number of bins that are stored for this university campus. 300 bins are transported three times per week.







Private Residence Hidden Bin Storage

Limited outside space can be regained when refuse and recycling bins are hidden below ground level. Super secure and in cool subterranean temperatures, Edmolift bin store lifts are an ideal solution to hide unsightly bins, protect your security and prevent odours. We also offer larger and custom versions for commercial applications.

This lift has a raised height of 1600mm and a lifting capacity of 500kg. The platform size is 1600mm wide x 1200mm deep. It is equipped with a custom enclosure for securing bins and support a secondary load on the upper tier.

This lift configuration is available with capacities to 3000kg and raised heights to 2000mm.





Showroom Car Lifts

A stylish and practical method of moving vehicles to basements and mezzanine floors or simply for display purposes. Bespoke car platform lifts made to measure and with your choice of barrier and enclosure style.

This lift configuration is available with capacities to 10,000Kg and raised heights to 3000mm.

Edmolift is one of Europe's largest producers of scissor lift platforms and associated products with a state-of-the-art manufacturing plant in Harnosand, Sweden and a satellite factory near Cambridge, England which designs and produces bespoke solutions. This site also includes our UK service centre, creative department, warehouse, technology centre and spare parts stockholding. It is also the home of the UK's most knowledgeable and experienced team of scissor lift platform experts.

Expert Level Knowledge, Experience, Support, Advice

Our team works in close liaison with our clients when developing your scissor lift platform solution. This includes end users, lift consultants, lift trade professionals, architects, logistics professionals, system integrators and the construction industry.

www.edmolift.co.uk www.loadingbaylift.com

All lifts are fully EN1570 compliant, UKCA/CE marked and Machinery Directive Compliant. Certification issued.

Hello!

Why not come and visit us in Steeple Bumpstead, you are very welcome.

Edmolift UK Limited
 Steeple Bumpstead,
 Cambridge, CB9 7BN
 T. 01440 730640
lifts@edmolift.co.uk
www.edmolift.co.uk
www.loadingbaylift.com



ISO 9000 ISO14001 ISO45001
 Accredited

Our three year warranty and five year structural guarantee are underpinned by our nationwide network of highly qualified technicians, UK spares stock-holding and on-demand support. We are always available to provide any assistance you may require.

